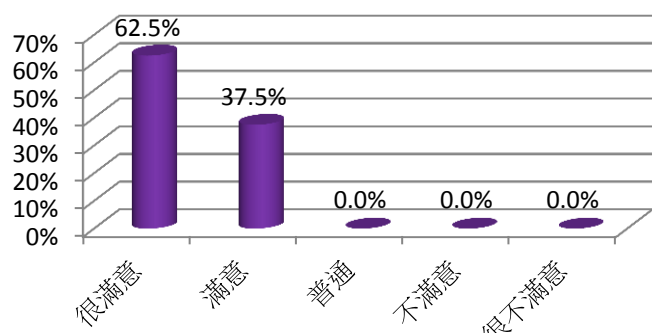


# 107年8、9月份大墩國小班級師生使用營養午餐滿意度調查統計(素食)

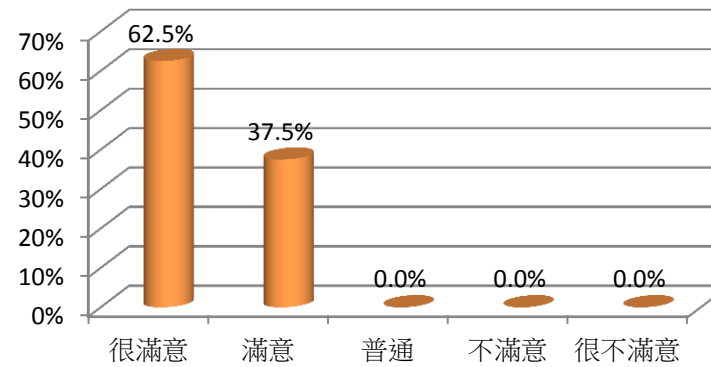
統計日期：1071003

編號	項目	滿意度												建議事項
		很滿意		滿意		普通		不滿意		很不滿意		合計		
1	份量	5	(62.5%)	3	(37.5%)	0	(0.0%)	0	(0.0%)	0	(0.0%)	8	(100%)	0
2	溫度	5	(62.5%)	3	(37.5%)	0	(0.0%)	0	(0.0%)	0	(0.0%)	8	(100%)	0
3	口味	4	(50.0%)	2	(25.0%)	1	(12.5%)	1	(12.5%)	0	(0.0%)	8	(100%)	0
4	菜色	5	(62.5%)	1	(12.5%)	1	(12.5%)	1	(12.5%)	0	(0.0%)	8	(100%)	0
5	衛生	6	(75.0%)	2	(25.0%)	0	(0.0%)	0	(0.0%)	0	(0.0%)	8	(100%)	0
6	水果	4	(50.0%)	2	(25.0%)	2	(25.0%)	0	(0.0%)	0	(0.0%)	8	(100%)	0
7	服務態度	6	(75.0%)	2	(25.0%)	0	(0.0%)	0	(0.0%)	0	(0.0%)	8	(100%)	0
8	午餐廠商整體供參表現	5	(62.5%)	1	(12.5%)	2	(25.0%)	0	(0.0%)	0	(0.0%)	8	(100%)	0
9	最喜歡吃的一道菜餚(原因)	豆類蛋白質												
10	最不喜歡吃的一道菜餚(原因)	1. 油炸物      2. 飯品質不穩，有時較硬												

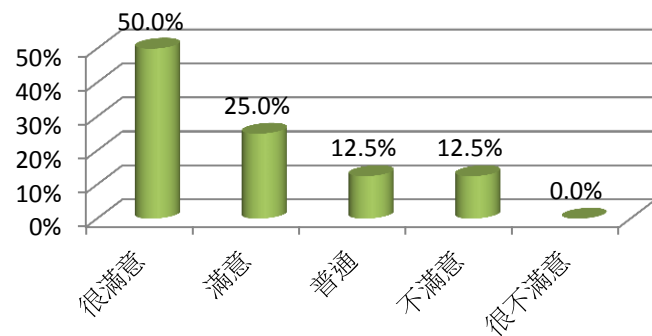
### 份量



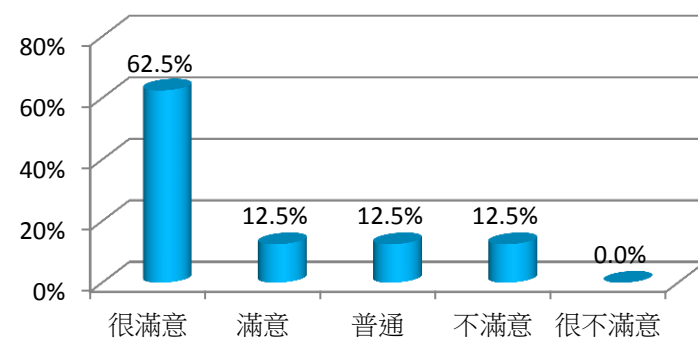
### 營養



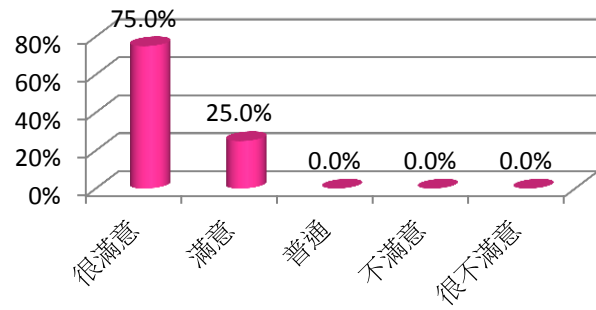
### 口味



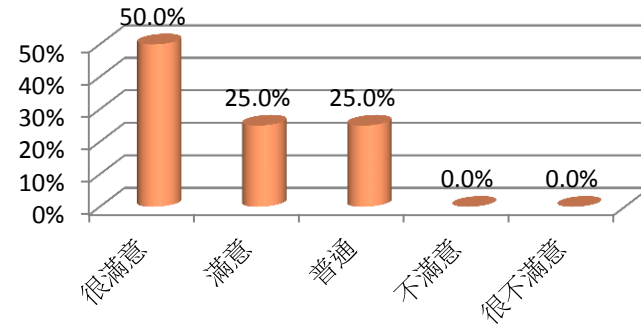
### 菜色



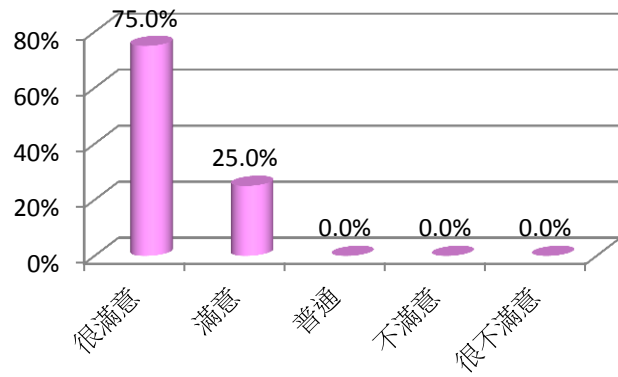
### 衛生



### 水果品質



### 服務態度



### 整體供餐表現

